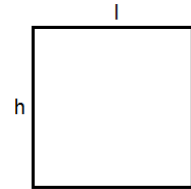


## Surface Area Calculations

### 5.3.2


#### Square

$$\begin{aligned}\text{Area} &= \text{Length (L)} \times \text{Width (W)} \\ &= L^2\end{aligned}$$



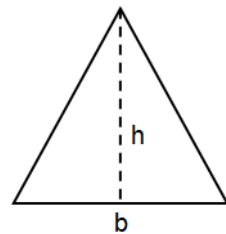
#### Rectangle

$$\text{Area} = \text{Length (L)} \times \text{Width (W)}$$



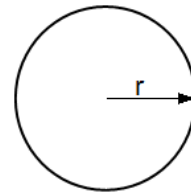
#### Triangle

$$\text{Area} = 0.5 \times \text{base (b)} \times \text{Perpendicular Height (h)}$$



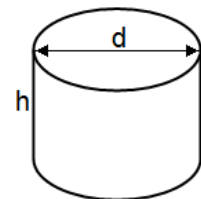
#### Circle (Tank Base or roof)

$$\begin{aligned}\text{Area} &= \pi \times \text{Radius (r)} \times \text{Radius (r)} \\ &= \pi (r)^2\end{aligned}$$



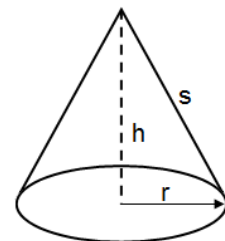
#### Cylinder (Tank walls, pipe, etc)

$$\begin{aligned}\text{Area} &= \pi \times \text{Diameter (d)} \times \text{Height (h)} \\ &= \pi dh\end{aligned}$$



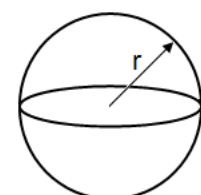
#### Cone (Hopper Walls, etc)

$$\begin{aligned}\text{Base (Circle) Area} &= \pi (r)^2 \\ \text{Curved surface Area} &= \pi rs \\ \text{Total} &= \pi (r)^2 + \pi rs\end{aligned}$$



#### Sphere

$$\text{Area} = 4\pi (r)^2$$



For more information, please contact the Dulux Protective Coatings Technical Consultant in your state.